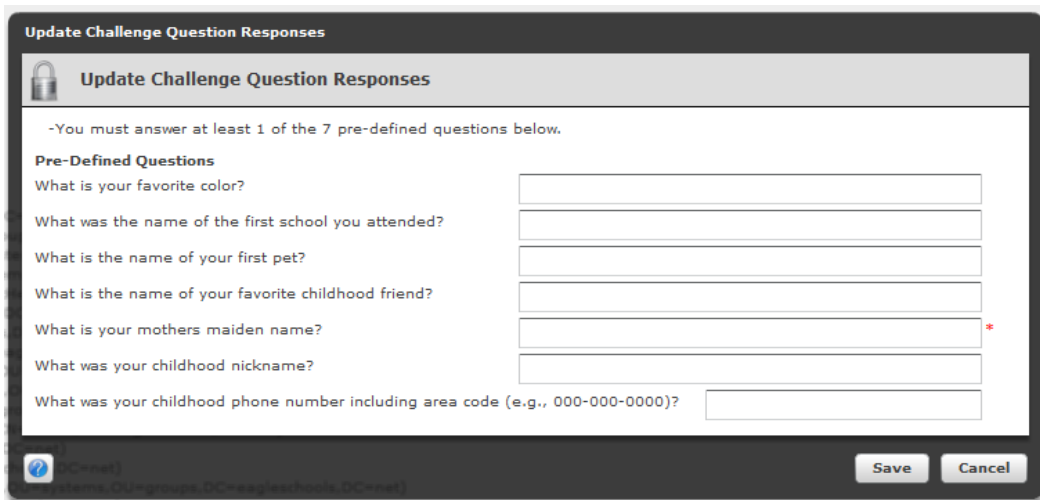


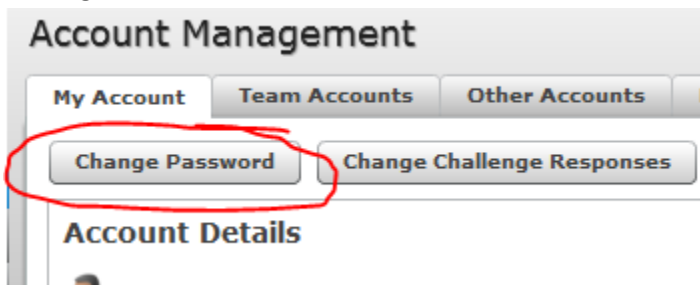
Change your password before it expires!

1. Go to <https://accounts.eagleschools.net> at any time and login with your current e# and password.
2. You might be asked to update your challenge questions, if so please do. It will help if you ever need to reset your password in the future at <https://accounts.eagleschools.net>

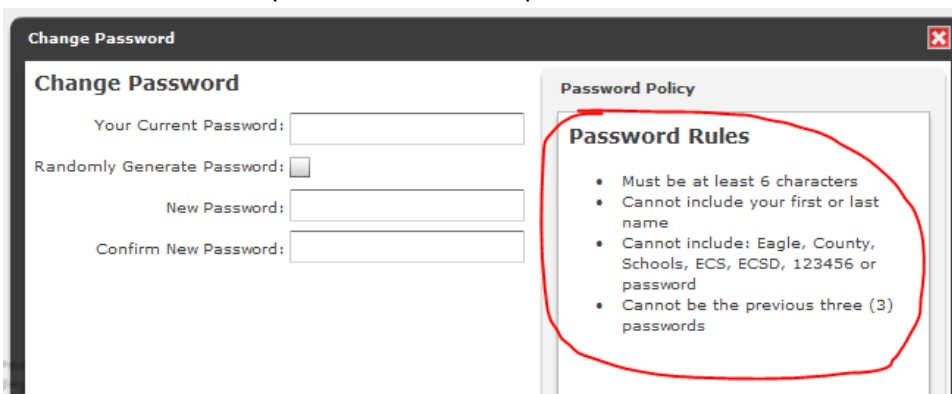


The screenshot shows a web form titled "Update Challenge Question Responses". It includes a sub-header "Update Challenge Question Responses" and a note: "-You must answer at least 1 of the 7 pre-defined questions below." Under "Pre-Defined Questions", there are seven text input fields with the following questions: "What is your favorite color?", "What was the name of the first school you attended?", "What is the name of your first pet?", "What is the name of your favorite childhood friend?", "What is your mothers maiden name?", "What was your childhood nickname?", and "What was your childhood phone number including area code (e.g., 000-000-0000)?". A red asterisk is next to the "What is your mothers maiden name?" field. At the bottom right, there are "Save" and "Cancel" buttons.

3. Click on "Change Password"



4. Update your password and make sure you are aware of the password rule:



The screenshot shows a "Change Password" dialog box. It has fields for "Your Current Password:", "Randomly Generate Password:" (with a checkbox), "New Password:", and "Confirm New Password:". To the right, there is a "Password Policy" section with a "Password Rules" list circled in red. The rules are: "Must be at least 6 characters", "Cannot include your first or last name", "Cannot include: Eagle, County, Schools, ECS, ECSD, 123456 or password", and "Cannot be the previous three (3) passwords".

5. Then just click "Change Password" and you're done!

