

## Annual Head Start Report 2017-2018



### Eagle County Schools Mission


We teach the children of Eagle County to have creative and active minds, compassion for others, enthusiasm for lifelong learning, and the courage to act on their dreams.

To provide the tools and resources to children, families and staff, so they become thinkers and doers, ensuring everyone reaches their highest potential.

### Eagle County Early Childhood Department Mission

### Schools Providing Head Start Services

- Avon Preschool- 850 W. Beaver Creek Blvd., von
- Brush Creek Preschool- 333 Eagle Ranch Rd., Eagle
- Eagle Valley Preschool- 82 Mill Lane, Eagle
- Edwards Elementary-22 Meile Lane, Edwards
- Gypsum Elementary- 720 Schoolside St., Gypsum
- Homestake Peak Preschool- 750 Eagle Rd., Eagle-Vail
- June Creek Preschool- 1121 Miller Ranch Rd., Edwards
- Red Hill Elementary-100 Grundel Way, Gypsum



### Served by Program

Funded Enrollment: 69

The program served 73 children and 68 families

65 of the children served received full-day services by being dual enrolled in Head Start and the Colorado Preschool Program

Based on the 2017-2018 Community Assessment there are approximately 133 eligible children in the service area, therefore 54% of eligible children are being served by the program.

<http://eagleschools.net/sites/default/files/website/earlychildhood/Head-Start-Community-Assessment-2017.pdf>

2017-2018  
Monthly enrollment was  
maintained at 100%



**2017-2018  
Head Start Budget**

Personnel:	\$376,573
Fringe Benefits:	\$7,417
Non-Federal Benefits:	\$113,785
Travel:	\$5,000
Equipment:	\$0
Supplies:	\$18,100
Contractual:	\$30,000
Training & Tech Asst.	\$12,003
Other:	\$16,988
Non-Federal Other	<u>\$5,000</u>
Total Program Budget	\$584,866
Non-Federal Share	\$118,785
Head Start Grant	\$466,081

**2017-2018  
Head Start Expenses**

Personnel:	\$383,259
Fringe Benefits:	\$7,417
Non-Federal Benefits	\$118,785
Travel:	\$5,053
Equipment:	\$0
Supplies:	\$18,100
Contractual:	\$25,137
T&TA	\$12,156
Other:	<u>\$14,959</u>
Total Program Expenses	\$584,866
Non-Federal Share	\$118,785
Head Start Grant Expenses	\$466,081

**Audit Results**

2017-2018 Audit resulted in no findings related to the Head Start Grant

Full audit can be found at:

[Eagleschools.net/comprehensive-annual-financial-reports](http://Eagleschools.net/comprehensive-annual-financial-reports)

Head Start Federal Grant-\$466,081

Temple Hoyne Buell Colorado Preschool Program Comprehensive Services Grant-\$30,000

Temple Hoyne Buell Capital Expansion Grant-\$30,000

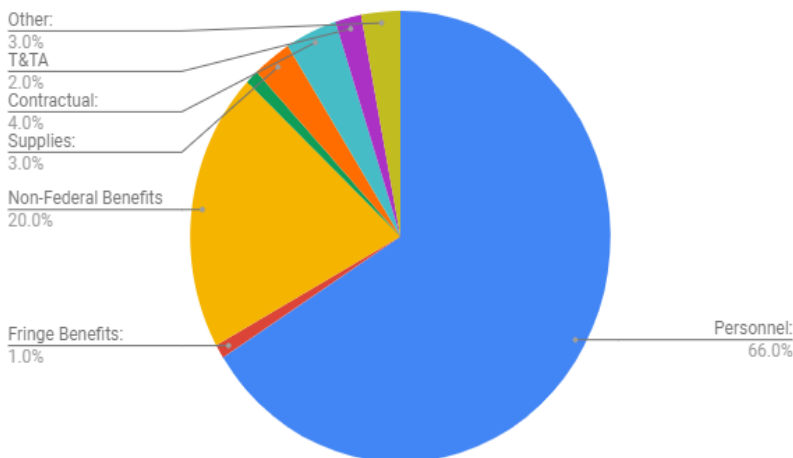
State Colorado Preschool Funding-\$928,738

Special Education Services State Funding-\$388,913

Tuition-\$599,444

CACFP Federal Food Program-\$20,221

2017-2018 Head Start Expense Distribution



**Funding  
Public & Private**

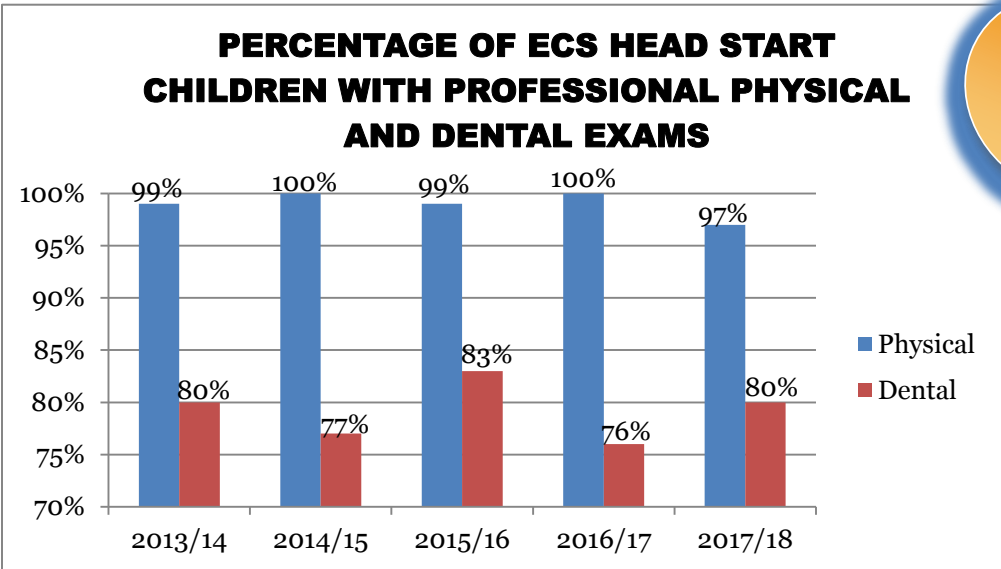
Eagle County School’s Head Start Program continues to embrace a comprehensive vision of health for children, families, and staff. Through successful collaboration among families, staff and health professionals, health and developmental concerns are identified, and children and families are linked to an ongoing source of continuous, accessible care to meet their basic health needs.

**STRENGTHS:**

- 100% of Head Start children were up to date on immunizations.
- 100% of Head Start children received timely vision, lead, hemoglobin, and developmental screens.
- 99% had a timely hearing screen and 95% had a timely social- emotional screen.
- 99% of enrolled Head Start children identified a medical home and 97% identified a dental home by year end.
- 97% of enrolled Head Start children were up to date on their physicals by year end.
- 80% of Head Start children were up to date on the EPSDT schedule for dental visits, a 4% improvement from the prior year. 31% had dental caries during the program year, 20% fewer than the prior year.
- 62% of overweight and obese Head Start children had their Body Mass Index (BMI) improve by the end of the year.
- Families identified as needing bike helmets, smoke detectors, and carbon monoxide detectors received them.

**CHALLENGES:**

- 81% of Head Start children were insured at year end, a decline of 2% from the prior year.
- 57% are uninsured because they are not eligible for public insurance.
- 77% of Head Start children identified as underweight, overweight, or obese participated in the one on one professional nutritional counseling, an 18% decline from the prior year.
- 76% of Head Start children identified as needing a social emotional consult with a mental health professional met with consultant.
- 70% of Head Start children identified with dental caries had completed treatment, a decline of 13% from the prior year (16/23).
- 31% of overweight or obese Head Start children had a higher BMI by the end of the program year.



Year End Data from Head Start Program Information Reports



- More than 80% of PreK four-year-olds met or exceeded widely held expectations in Social/Emotional, Physical, and Cognitive.
- There was a 42% growth in the percent of children meeting or exceeding expectations in the area of Mathematics for PreK four-year-olds during the program year, which was the strongest area of growth.
- There was a 29% growth in the percent of all children meeting or exceeding expectations in the area of Spanish literacy during the program year.
- In the parent survey 100% of respondents reported their child learned new skills that helped them be more prepared for success in school.
- From the parent survey 98% of the respondents reported their child had improved their language skills.
- In the Fall 2017 CLASS assessments the program averaged above the region results in both Emotional Support and Instructional Support domains.
- Some Head Start children now have the opportunity to attend during the summer through our Extended year program. Of the children that attended the extended year program, more children met or exceeded the grade level expectations in all areas than the department wide average.

Challenge: Although growth is strong, less than 90% of children are meeting the end of year expectations.

## **Kindergarten Transition**

The Kindergarten transition program continues to be enriched by the joint collaboration between Kindergarten teachers, Preschool Teachers, and Families. Strategies that have been implemented include:

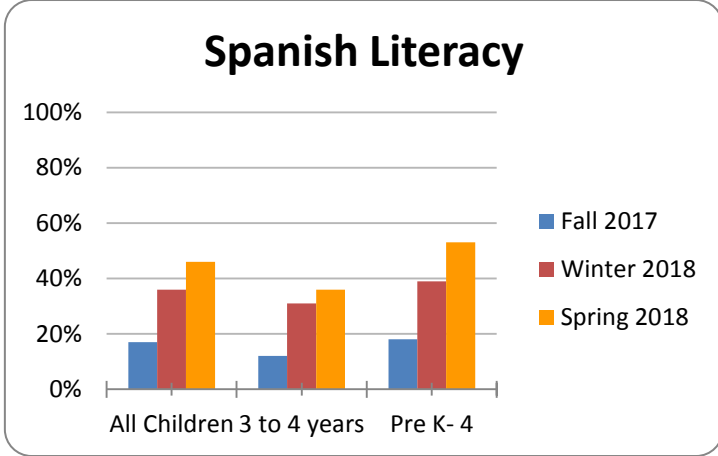
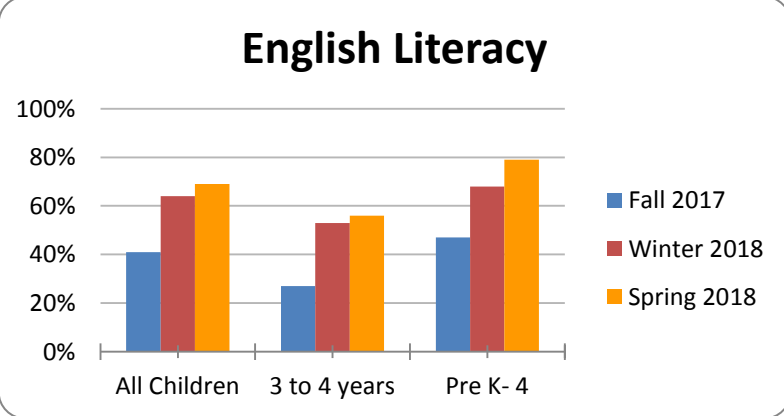
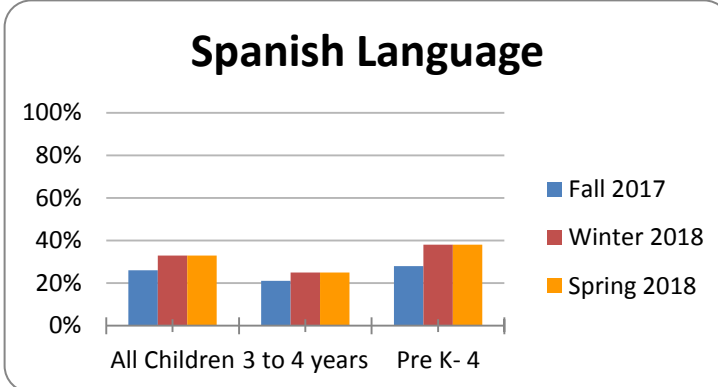
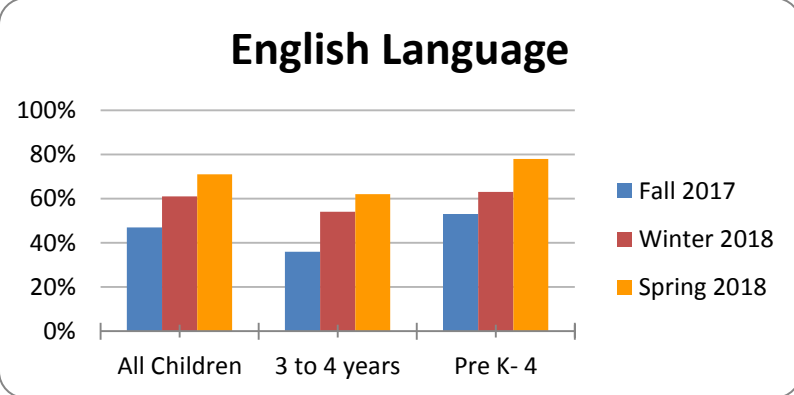
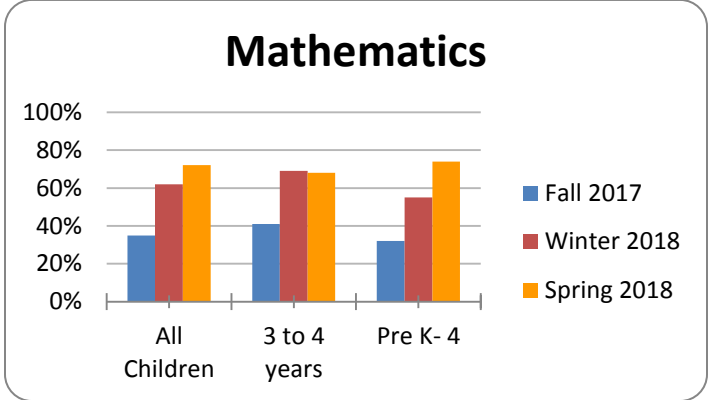
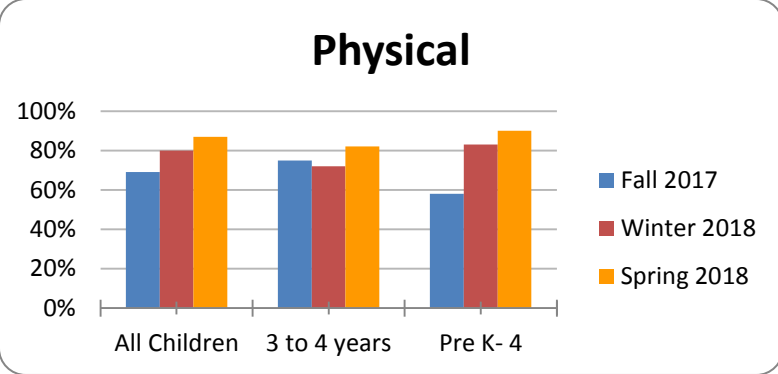
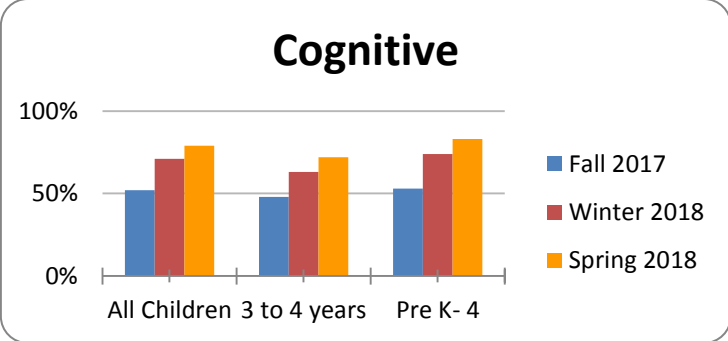
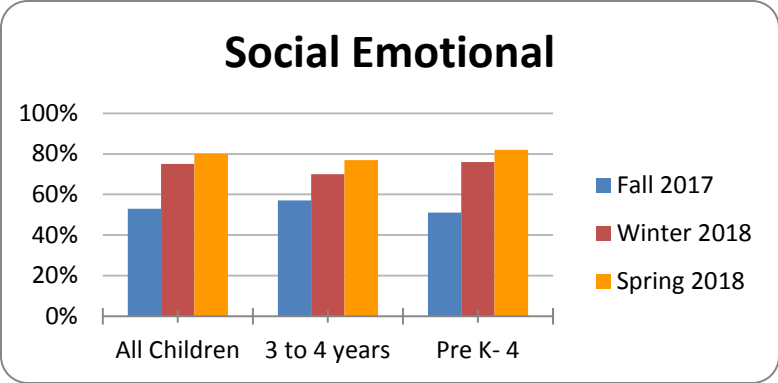
- Parent committee meeting in January focusing on Kindergarten Readiness.
- Preschool students visit Kindergarten classrooms and participate in school tours.
- Early Childhood Staff attend Kindergarten Information meetings to support families whenever possible.
- Individual transition conferences between parents, Kindergarten teachers and Preschool teachers for children receiving Special Education Services.
- School readiness plans are shared during transition meetings which contain information about student strengths and areas for growth, family input, as well as supports and strategies for the classroom.

Challenge: Consistent implementation of Kindergarten Transition activities at all schools.

School Readiness goals are available at:

<http://eagleschools.net/parents/early-childhood-education>

**Child Outcomes Growth Report  
Teaching Strategies Gold  
Assessment  
2017-2018**

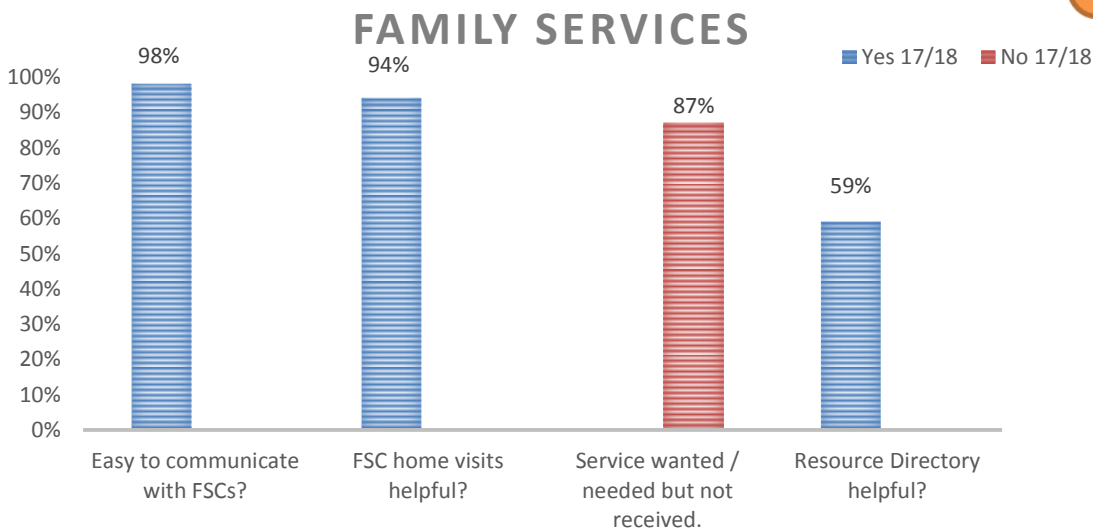


## Family Services

- Established the Models and Leaders of Exceptional Students (MALES) initiative. Through this work, more fathers have engaged in the program and have had opportunities to tour The High Altitude Training Center at our local airport, and have also partnered with Home Depot to give families opportunity to build together.
- In the annual parent survey families reported they feel the information they learned during parent committee meetings helpful. Based on a four-point scale the program averaged a 3.81 in this area.
- Based on the parent survey 75% of the respondents reported they participated and/or volunteered in the program, which was a 10% growth over the prior year.
- During a year when we had three of our four Family Service Coordinators out for maternity leave, 98% of the families reported it was easy to communicate with their Family Service Coordinator.
- Seventy-seven of the responding families reported they were making good to great progress on their goals and one stated, *“I am ahead of schedule with the timetables I’ve set to achieve my goals.”*

Challenge: There was a 6% increase in families that reported they had no life changes as a result of the program.

## Annual Parent Satisfaction Survey



**For additional information and to see our current Community Assessment visit our website:**

**<https://www.eagleschools.net/early-childhood-education/>**